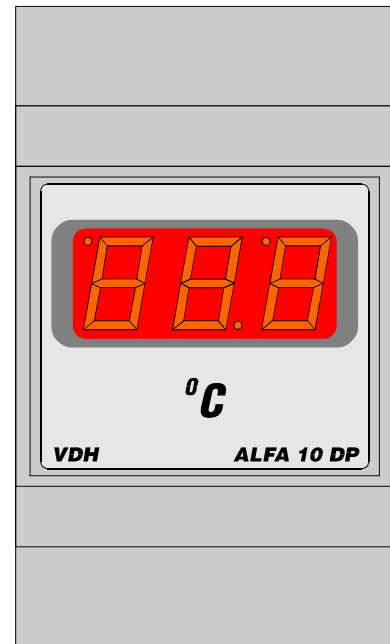


User manual

ALFA 10 DP Pt100

Thermometer.



VDH doc: 072373

Version: v1.0

Date: 16-10-2007

Software: ALFA 10 DP Pt100

File: Do072373.wpd

Range: -10/+40°C per 0,1°C

* Function.

The **ALFA 10 DP Pt100** is a digital thermometer for rail mounting.

* Installation.

On the connection diagram is shown how the sensor and power supply have to be connected. After connecting the **ALFA 10 DP Pt100** to the power supply, a self-test function is started. As this test is finished, the measured temperature appears in the display.

* Control.

The **ALFA 10 DP Pt100** thermometer has for normal use no need for controls. Only for adjustment of the sensor the **ALFA 10 DP Pt100** has three hidden pushbuttons on the front.

SET - view / change the set point.

UP - increase the set point.

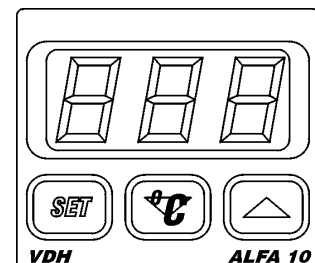
DOWN - decrease the set point.

These pushbuttons are placed at the following places at the front:

SET - Left below the display, above 'VDH'.

UP - Middle below the display, on '°C'.

DOWN - Right below the display, above 'ALFA 10 DP'.



* **Setting internal parameters.**

To enter the internal parameter menu, use the following instructions;

By pushing the **DOWN** key more than 10 seconds, you enter the 'internal programming menu'. In the left display the upper and lower segments are blinking. Over the **UP** and **DOWN** keys the required parameter can be selected (see table for the parameters). In this case only '04' offset temperature sensor.

If the required parameter is selected, the value can be read-out by pushing the **SET** key. Pushing the **UP** and **DOWN** keys together with the **SET** key allows you to change the value of this parameter.

If after 20 seconds no key is pushed, the **ALFA 10 DP Pt100** changes to its normal operation mode.

* **Parameters ALFA 10 DP Pt100.**

PARA-METER	DESCRIPTION PARAMETER	RANGE	STANDARD VALUE
04	Offset temperature sensor	-15..+15°C	0,0
90	Network number	1..250	1
95	Software version	0..255	-
96	Production year	00..99	-
97	Production week	1..52	-
98	Serial number (x1000)	0..255	-
99	Serial number (units)	0..999	-

* **Adjustment sensor.**

The sensor can be adjusted by using the Sensor Offset (parameter 04). Indicates the **ALFA 10 DP Pt100** e.g. 2,0°C too much, the Sensor Offset has to be decreased with 2,0°C.

* **Error messages.**

In the display of the **ALFA 10 DP Pt100** the following error messages can appear:

- Er** - Sensor broken. Solution:
 - Check if the sensor is connected correctly.
 - Check the sensor (100Ω at 0°C).
 - Replace the sensor.

- EE** - Settings are lost. Solution:
 - Reprogram the settings.



* **Technical details.**

Model : ALFA 10 DP Pt100 Thermometer
Range : -10/+40°C, readout per 0,1°C
Supply : 230 Vac 50/60Hz
Control : by push buttons on the front.
Front : Polycarbonate
Sensor : SM 800/2m (100 Ohm at 0°C)
Sizes : 90 x 53 x 58mm (hwd)
Panel hole : 46 x 53mm (hw)

- Provided with memory protection during power failure.
- Connection with screw terminals on the back side.
- Equipped with self test function and sensor failure detection.
- Special version on request available.

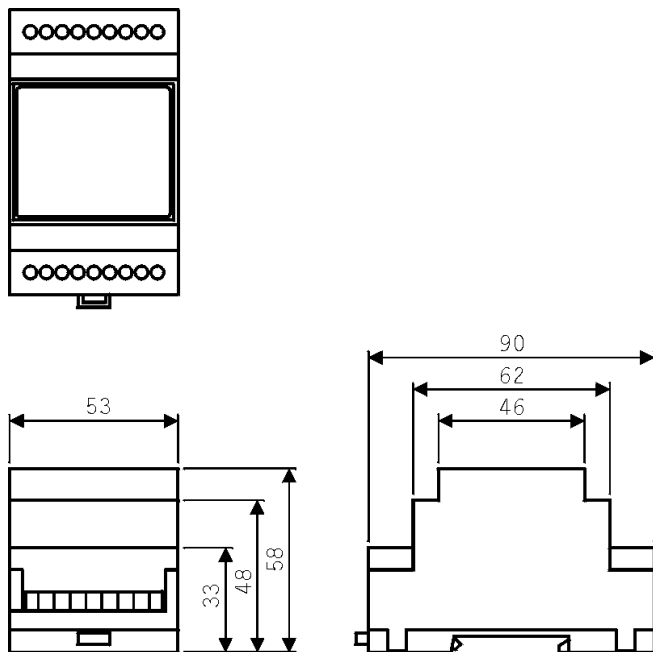
* **Address.**

VDH Products BV
Produktieweg 1
9301 ZS Roden
The Netherlands

Tel: +31 (0)50 - 30 28 900
Fax: +31 (0)50 - 30 28 980
Email: info@vdhproducts.nl
Internet: www.vdhproducts.nl



* **Dimensions.**



* **Connections.**

